

2022 State of Homelessness

in Dallas and Collin Counties

at a glance!

4410

individuals experiencing homelessness on a single night in 2022

31%  69%
Unsheltered Sheltered


 **Decreases in homelessness overall**

 **Veteran Homelessness: 314**
26% decrease since 2019

 **Chronic Homelessness: 1029**
93% increase since 2019 while permanent supportive housing stock increased by only 5%.

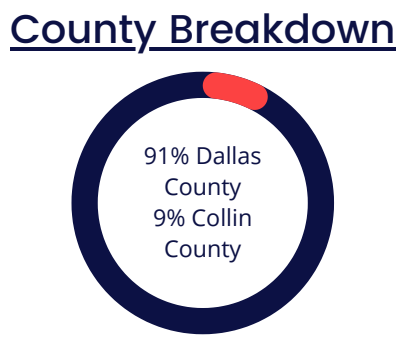
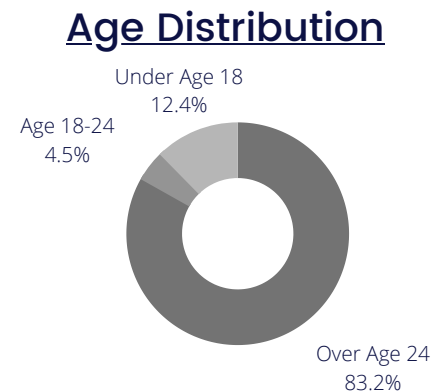
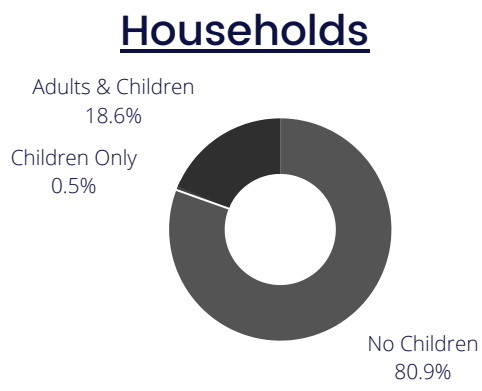
 **Family Homelessness: 814**
20% decrease since 2019 through proven diversion efforts and federal prevention assistance

Race Breakdown




- 54% Black or African American
- 38% White
- 1.2% Asian
- 1.3% American Indian
- 0.3% Pacific Islander
- 4.7% Multiple Races

Black households make up just **18% of the general population** but 54% of the homeless population.



Gender Breakdown



- 33.6% Female
- 65.7% Male
- 0.7% Gender that is not singularly 'Female' or 'Male'

Homeless Services System Performance in FY 2021

Rare

 **30%**

People Exiting from Homeless services to Permanent Housing

Brief

100 Days

Average # of Days People Experience Homelessness

Non-recurring

 **78%**

Remained Housed After 2 years